



7th CISM World Games

Instruction on Completing the Accreditation Application Form



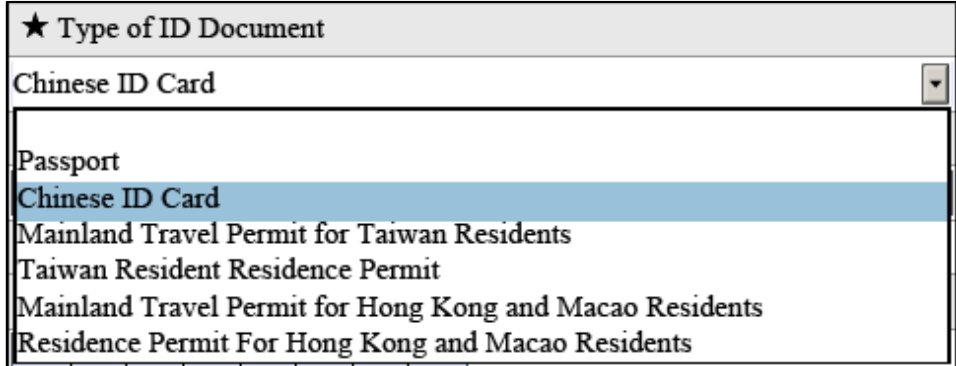
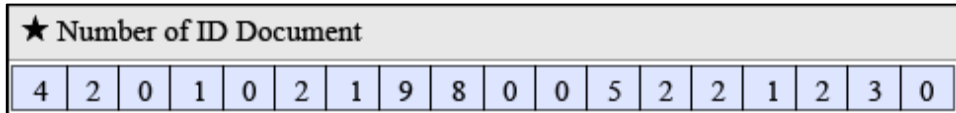
Note:

1. The data item with "★" in the accreditation application is mandatory for the registered personnel.
2. If any error appears, there are two prompting modes: a: The border of the corresponding data item turns red; b: Pop-up prompt window.
3. Do not attempt to modify or change the offline accreditation application in any way.


No.	Data Item	Explanations	Example
1	Nationality★	<p>Mandatory for all applicants.</p> <p>Choose the country/region by which the ID document is issued.</p> <p>Select from the drop-down box to select the first letter of the country in the first drop-down box on the left, and then select the country/region in the second drop-down box.</p> <p>If the first drop-down box is blank, the second drop-down box will display all the countries/regions for selection (or enter the country/region code directly in the second box).</p>	
2	Family Name★	<p>Mandatory for all applicants.</p> <p>Capital Latin letters. Chinese applicants should use PINYIN.</p> <p>The name entered must be identical with that shown on the ID document. The maximum length of the entry is 25 characters.</p>	

3	Given Name★	<p>Mandatory for all applicants. Capital Latin letters. Chinese applicants should use PINYIN. The name entered must be identical with that shown on the ID document. The maximum length of the entry is 25 characters.</p>	<div style="border: 1px solid black; padding: 5px;"> <p>★ Given Name(Pinyin)</p> <p>SHUWEN</p> </div>
4	Family Name in Chinese Characters★	<p>Mandatory for applicants from Chinese Mainland, Hong Kong, Macao and Taiwan and optional for applicants with a family name written in Chinese characters. Simplified Chinese characters for applicants from Chinese Mainland and traditional Chinese characters optional for those from Hong Kong, Macao and Taiwan. The name entered must be identical with that shown on the ID document. The maximum length of the entry is 25 characters.</p>	<div style="border: 1px solid black; padding: 5px;"> <p>★ Family Name in Chinese Characters</p> <p>张</p> </div>

5	<p>Given Name in Chinese Characters ★</p>	<p>Mandatory for applicants from Chinese Mainland, Hong Kong, Macao and Taiwan and optional for applicants with a given name written in Chinese Characters. Simplified Chinese characters for applicants from Chinese Mainland and traditional Chinese characters optional for those from Hong Kong, Macao and Taiwan. The name entered must be identical with that shown on the ID document. The maximum length of the entry is 25 characters.</p>	<p>★ Given Name in Chinese Characters</p> <p>书文</p>
6	<p>Gender★</p>	<p>Mandatory for all applicants.</p>	<p>★ Gender <input checked="" type="checkbox"/> Male <input type="checkbox"/> Female</p>
7	<p>Date of Birth★</p>	<p>Mandatory for all applicants. The date entered must be identical with that shown on the ID document. Format: DDMMYY (Day/Month/Year).</p>	<p>★ Date of Birth(DDMMYYYY) <input type="text" value="2"/> <input type="text" value="2"/> <input type="text" value="0"/> <input type="text" value="5"/> <input type="text" value="1"/> <input type="text" value="9"/> <input type="text" value="8"/> <input type="text" value="0"/></p>

8	Type of ID Document★	<p>Mandatory for all applicants.</p> <p>An applicant may choose only one type of ID document from the following:</p> <ol style="list-style-type: none"> 1) Passport (applicable to foreign applicants and overseas Chinese applicants without a Chinese ID Card); 2) Chinese ID Card (applicable to applicants from Chinese Mainland); 3) Mainland Travel Permit or for Hong Kong and Macau Residents (applicable to applicants from Hong Kong/Macau SARs); 4) Mainland Travel Permit for Taiwan Residents (applicable to applicants from Taiwan, China). 5)Residence Permit for Hong Kong and Macao Residents (applicable to applicants from Hong Kong/Macau SARs) 6)Residence Permit for Taiwan Residents (applicable to applicants from Taiwan China) 	
9	Number of ID Document★	<p>Mandatory for all applicants.</p> <p>The number entered should be identical with that shown on the applicant's ID document. Foreign applicants who have more than one passport should choose the one they use when entering into China. The maximum length of the entry is 18 characters.</p>	

10	Expiry Date of ID Document★	<p>Mandatory for all applicants.</p> <p>Enter the date as exactly shown on the ID document used for accreditation. The format must be DDMMYY (Day/Month/Year).</p> <p>The ID document must be valid at least before December 31, 2019.</p> <p>For applicants from the Chinese Mainland whose ID card is permanently valid, enter the expiry date as December 31, 2030.</p>	<table border="1"> <tr> <td colspan="8">★ Expiry Date of ID Document(DDMMYYYY)</td> </tr> <tr> <td>3</td> <td>1</td> <td>1</td> <td>2</td> <td>2</td> <td>0</td> <td>3</td> <td>0</td> </tr> </table>	★ Expiry Date of ID Document(DDMMYYYY)								3	1	1	2	2	0	3	0
★ Expiry Date of ID Document(DDMMYYYY)																			
3	1	1	2	2	0	3	0												
11	Permanent Address	<p>Mandatory for applicants of Chinese nationality.</p> <p>Applicants from the Chinese Mainland should enter the address of their household registration exactly as shown in the ID document used for accreditation.</p>																	
	Province / Autonomous Region / Municipality★	<p>From the drop-down box, select the province/autonomous region/state where the applicant's household registration is located.</p>	<table border="1"> <tr> <td colspan="2">Permanent Address</td> </tr> <tr> <td colspan="2">★ Province/Autonomous Region/Municipality</td> </tr> <tr> <td colspan="2">Hubei</td> </tr> </table>	Permanent Address		★ Province/Autonomous Region/Municipality		Hubei											
	Permanent Address																		
	★ Province/Autonomous Region/Municipality																		
Hubei																			
City/County★	<p>From the drop-down box, select the city/county/district where the applicant's household registration is located.</p>	<table border="1"> <tr> <td colspan="2">★ City/County</td> </tr> <tr> <td colspan="2">Wuhan</td> </tr> </table>	★ City/County		Wuhan														
★ City/County																			
Wuhan																			
Detailed Address★	<p>The address is detailed to the street name and number.</p>	<table border="1"> <tr> <td colspan="2">★ Detailed Address (Number and Street)</td> </tr> <tr> <td colspan="2">江岸区后湖大道95号</td> </tr> </table>	★ Detailed Address (Number and Street)		江岸区后湖大道95号														
★ Detailed Address (Number and Street)																			
江岸区后湖大道95号																			
12	Current Address★	<p>Mandatory for all applicants.</p> <p>Please enter detailed address of current residence, including street and building/house number.</p>																	

	Country★	From the drop-down box, select the county where the applicant's resides.	<div style="border: 1px solid black; padding: 2px;"> <p>Current Address</p> <p>★ Country</p> <p>C <input type="text" value="CHN_China"/></p> </div>
	Province / Autonomous Region / Municipality★	From the drop-down box, select the province/autonomous region/state where the applicant's resides.	<div style="border: 1px solid black; padding: 2px;"> <p>★ Province/Autonomous Region/Municipality</p> <p>Hubei</p> </div>
	City/County★	From the drop-down box, select the city/county/district where the applicant's resides.	<div style="border: 1px solid black; padding: 2px;"> <p>★ City/County</p> <p>Wuhan</p> </div>
	Detailed Address★	The address is detailed to the street name and number.	<div style="border: 1px solid black; padding: 2px;"> <p>★ Detailed Address (Number and Street)</p> <p>江岸区后湖大道95号</p> </div>
13	Photo★	Mandatory for all applicants. All applicants must provide photo of themselves. Military applicants must provide their photo in military uniform.	<div style="border: 1px solid black; padding: 5px;"> <p>1)Recently (6 months) frontal colorless photo (photo size is 35mm × 45mm; pixel is 413 × 531) no frame;</p> <p>2)The background of the photo is white and no other background color is allowed; art photos and remake photos may not be used;</p> <p>3)The image file format is JPG; the file size is 100K-300K bytes and the resolution is 300dpi.</p> <p>4)Military personnel need to submit military uniforms.</p> <div style="text-align: right; margin-top: 10px;">  <p>CLICK TO UPLOAD PHOTO 点击这里上传照片</p> </div> </div>
14	Responsible Organization★	Mandatory for all applicants. The organization that submits the accreditation application on behalf of the applicant.	<div style="border: 1px solid black; padding: 2px;"> <p>★ Responsible Organization</p> <p>G 0 0 0 1 国家体育总局</p> </div>

15	Function★	Mandatory for all applicants. Please click the appropriate option (see the Table of Accreditation Categories and Access Entitlements for details) and indicate your Games-time position (function/role in the Games).	★ Function Accompanying person
16	Venue/Venue Cluster★	Mandatory for the workforce. Please provide the location of work during the Games time.	★ Venue/Venue Cluster Wuhan Sports Center Stadium
17	Sport/Event★	Mandatory for athletes, referees and team officials.	★ Sport/Event Track & Field
18	Services	Mandatory for military personnel.	Services Air force
19	Military Rank	Mandatory for military personnel.	Military Rank Captain
20	Height	Mandatory for athletes.	Height 1 8 0 cm
21	Weight	Mandatory for athletes.	Weight 7 6 kg
22	Blood Type	Non-mandatory. Capital Latin letters. It is recommended for those who participate in the dangerous competition event to enter.	Blood Type AB

23	Name of the Person to Be Accompanied★	Mandatory for applicants accredited as “accompanying persons”. Enter the family name and given name of the person who is entitled to invite an accompanying person. The name must be exactly the same as that shown on the ID document of the person who is accompanied.	<table border="1"> <tr> <td data-bbox="1176 188 2105 240">★ Name of the Person to Be Accompanied</td> </tr> <tr> <td data-bbox="1176 240 2105 293">李汉生</td> </tr> </table>	★ Name of the Person to Be Accompanied	李汉生			
★ Name of the Person to Be Accompanied								
李汉生								
24	Work Organization★	Mandatory only when the responsible organization is not the actual work organization (media, school or employer) of the applicant. For media personnel, please enter the name of the media organization. For non-media personnel, please enter the name of the actual employer/company or school of the applicant.	<table border="1"> <tr> <td data-bbox="1176 483 2105 536">★ Work Organization</td> </tr> <tr> <td data-bbox="1176 536 2105 588">武汉体育学院</td> </tr> </table>	★ Work Organization	武汉体育学院			
★ Work Organization								
武汉体育学院								
25	Mobile/Contact Phone Number★	Mandatory for all applicants. Applicants from the Chinese Mainland please provide the mobile phone number and others please provide the telephone number in the format of +country code telephone number.	<table border="1"> <tr> <td data-bbox="1176 735 2105 788">★ Mobile/Contact Phone Number</td> </tr> <tr> <td data-bbox="1176 788 2105 841">13012345678</td> </tr> </table>	★ Mobile/Contact Phone Number	13012345678			
★ Mobile/Contact Phone Number								
13012345678								
26	Emergency Contact★	Mandatory for all applicants. Please provide the name and phone number of your emergency contact.	<table border="1"> <tr> <td data-bbox="1176 911 2105 963">Emergency Contact</td> </tr> <tr> <td data-bbox="1176 963 2105 1016">★ Name</td> </tr> <tr> <td data-bbox="1176 1016 2105 1069">张秋实</td> </tr> <tr> <td data-bbox="1176 1069 2105 1121">★ Contact Phone Number</td> </tr> <tr> <td data-bbox="1176 1121 2105 1174">13012345678</td> </tr> </table>	Emergency Contact	★ Name	张秋实	★ Contact Phone Number	13012345678
Emergency Contact								
★ Name								
张秋实								
★ Contact Phone Number								
13012345678								
27	Email Address	Non-mandatory. Please provide the email address of the applicant in the standard format.	<table border="1"> <tr> <td data-bbox="1176 1206 2105 1259">E-mail Address</td> </tr> <tr> <td data-bbox="1176 1259 2105 1311">sumoc@wuhan2019mwg.cn</td> </tr> </table>	E-mail Address	sumoc@wuhan2019mwg.cn			
E-mail Address								
sumoc@wuhan2019mwg.cn								